



**FIREMAGIC<sup>®</sup>**  
Premium Outdoor Grills

CRAFTED WITH PRIDE  IN THE USA





## FIRE MAGIC® BRINGS OUT THE BEST IN YOUR GRILLING

Family owned and crafted in America, Fire Magic® is the name trusted by true grilling enthusiasts for over 80 years. With an extensive product line, versatile cooking options, enhanced durability and superior design innovations, Fire Magic® is the finest performing grill on the market and a shining centerpiece for a lifetime of special moments shared with family and friends.








## **BUILT WITH PASSION. OWNED WITH PRIDE.**

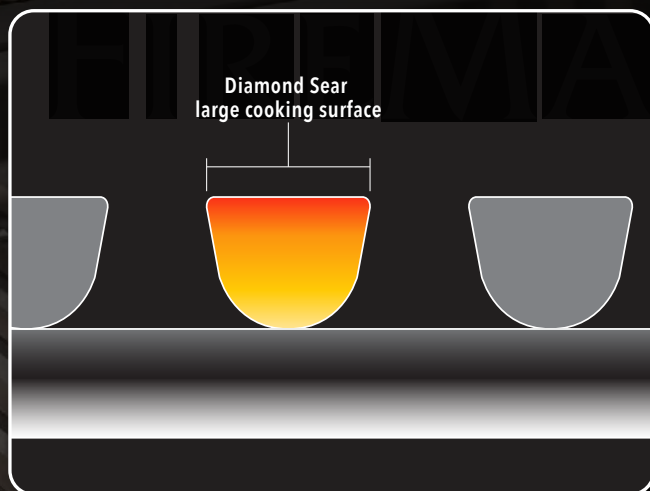
Fire Magic® grills are made by people who demand the best, for people who demand the best. Every Fire Magic® grill is manufactured in our Southern California production facility and held to the strictest quality standards and the highest performance metrics. Using state-of-the-art technology, guided by the watchful eye and careful hand of master craftsmen, and backed by the industry's best warranty, our grills are an investment to be enjoyed for years to come.

## **BEAUTIFULLY DESIGNED. BULLET PROOF TOUGH.**

Constructed of the finest quality, heavy-gauge 304 stainless steel with unsurpassed attention to the most precise detail in design and construction, Fire Magic® grills are the most elegant and durable barbecue grills available. They are engineered to perform at the highest temperature for the longest time of any outdoor barbecue grill. Our exclusive advanced heat distribution system, searing options, smoking capability, rotisserie, and charcoal grilling features allow you to grill any meal imaginable with ease and exceptional results. Fire Magic will keep you grilling and the neighbors talking for years to come.



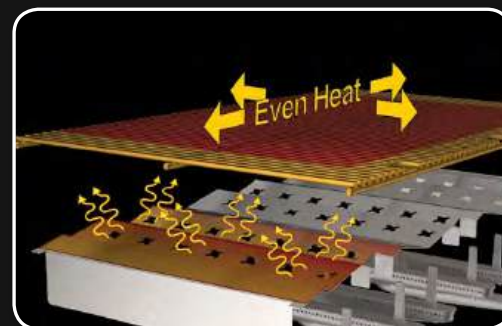
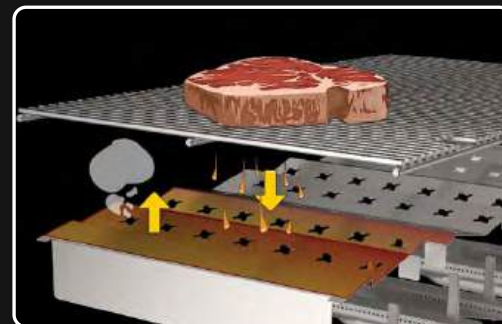
## Diamond Sear Cooking Grids \*



- Promote more optimal heat transfer to food. Their shape with angled sides improves the flow of heat to the cooking surface.
- Easier to cook on as foods stick less to the cooking surface than round cooking grids.
- Have more contact surface than round grids. This provides more points of contact that help to sear your meat better and faster.
- More efficient heat transfer and quicker cooking result in less use of gas.

\* U.S. Patent No.: D857,453 & D862,984


## Advanced Heat Distribution System



### Flavor Grids

- Heavy gauge stainless steel flavor grids minimize flare ups, provide quick and even heat distribution, and flavor food by vaporizing juices.
- Designed to provide distributed heat to the cooking grids; they don't retain or block heat from rising.
- Easy to clean and maintain.
- Simple to remove when rotisserie cooking (for largest rotisserie area).





### **Largest Cooking Area**

Fire Magic® grills provide more cooking area than other grills and more BTU's per square inch of cooking surface.



### **Cast Stainless Steel "E" Burners**

- 1/4" thick cast stainless steel burners weighing up to 12 lbs. each.
- Precision porting - cast to be evenly spaced on each burner.
- An internal baffling system and carry over slots designed for ease of lighting, and balancing flame and heat; to provide well distributed heat, on high or low in each burner.









# ECHELON

## DIAMOND SERIES

When only the best will do, our flagship Fire Magic® Echelon Diamond combines the ultimate in performance, beauty and innovation. With sleek lines highlighted by a modern black glass control panel, choose analog or digital touchscreen operation with blue tooth remote capability. Cast stainless steel burners power an innovative heat distribution system topped with patented Diamond Sear cooking grids to truly elevate the outdoor cooking experience. The Echelon Diamond defines luxury in grilling.

# Echelon Diamond Series


## KEY FEATURES

- 1 Heavy duty, patented Diamond Sear cooking grids
- 2 Cast stainless steel “E” burners
- 3 Contoured control panel w/ bright polished trim & brushed, back-lit knobs
- 4 Heavy gauge stainless steel dual position, adjustable warming rack
- 5 Heavy gauge all stainless steel Flavor Grids
- 6 Digital touch-screen thermometer with Bluetooth or Wi-Fi connectivity
- 7 Available with analog thermometer on oven measuring up to 1000° F
- 8 14” wide Drip Tray with ball-bearing glides and aluminum liners
- 9 Angled halogen 12 Volt internal oven lamps
- 10 Push-to-Light Hot Surface Electric Ignition system with flash tubes
- 11 Recessed, premium high performance rotisserie Backburner
- 12 Optional Magic View Window

Optional factory-installed Infrared Sear burner in the left-hand position (**at no extra charge**) locks in juices for tender meat and full flavor









## Echelon E1060i Built-In Grills



### Echelon E1060i, 48" Built-In Digital Grill

E1060i-9E1N\*-W (optional Magic View Window shown)

#### SPECIFICATIONS

- Primary cooking surface: 48" x 22" (1,056 sq. in.)
- Warming rack surface: 48" x 8" (344 sq. in.)
- Main burners: 112,000 BTU's
- Backburners: 22,000 BTU's (11,000 x 2)
- Cut-out dimensions: 50"w x 23½"d x 11½"h



E1060i-9E1N  
w/ Digital Thermometer



E1060i-9E1N-W  
w/ Digital Thermometer & Magic View Window



### Echelon E1060i, 48" Built-In Analog Grill

E1060i-9EAN\*

#### SPECIFICATIONS

- Primary cooking surface: 48" x 22" (1,056 sq. in.)
- Warming rack surface: 48" x 8" (344 sq. in.)
- Main burners: 112,000 BTU's
- Backburners: 22,000 BTU's (11,000 x 2)
- Cut-out dimensions: 50"w x 23½"d x 11½"h



E1060i-9EAN  
w/ Analog Thermometer



E1060i-9EAN-W  
w/ Analog Thermometer & Magic View Window

\*All Echelon models available in natural gas or propane (for propane, change **N** to **P** in the model #).

Also available with one optional factory-installed **Infrared Sear burner** in the left-hand position **at no extra charge** (if desired, change **E** to **L** in the model #).



## Echelon E1060s Portable Grills



### Echelon E1060s, 48" Portable Digital Grill

**E1060s-9E1N\*-51-W** (optional Magic View Window shown)

#### SPECIFICATIONS

- Primary cooking surface: **48" x 22"** (1,056 sq. in.)
- Warming rack surface: **48" x 8"** (344 sq. in.)
- Main burners: **112,000 BTU's**
- Backburners: **22,000 BTU's** (11,000 x 2)
- Power Burner: **60,000 BTU's**



**E1060s-9E1N-51**  
w/ Digital Thermometer



**E1060s-9E1N-51-W**  
w/ Digital Thermometer & Magic View Window



### Echelon E1060s, 48" Portable Analog Grill

**E1060s-9EAN\*-51**

#### SPECIFICATIONS

- Primary cooking surface: **48" x 22"** (1,056 sq. in.)
- Warming rack surface: **48" x 8"** (344 sq. in.)
- Main burners: **112,000 BTU's**
- Backburners: **22,000 BTU's** (11,000 x 2)
- Power Burner: **60,000 BTU's**



**E1060s-9EAN-51**  
w/ Analog Thermometer



**E1060s-9EAN-51-W**  
w/ Analog Thermometer & Magic View Window

\*All Echelon models available in natural gas or propane (for propane, change **N** to **P** in the model #).

Also available with one optional factory-installed **Infrared Sear burner** in the left-hand position **at no extra charge** (if desired, change **E** to **L** in the model #).



## Echelon E790i Built-In Grills



### Echelon E790i, 36" Built-In Digital Grill

**E790i-9E1N\*-W** (optional Magic View Window shown)

#### SPECIFICATIONS

- Primary cooking surface: **36" x 22"** (792 sq. in.)
- Warming rack surface: **36" x 8"** (288 sq. in.)
- Main burners: **90,000 BTU's**
- Backburner: **13,000 BTU's**
- Cut-out dimensions: **37" w x 23½" d x 11½" h**



**E790i-9E1N**  
w/ Digital Thermometer



**E790i-9E1N-W**  
w/ Digital Thermometer & Magic View Window

### Echelon E790i, 36" Built-In Analog Grill

**E790i-9EAN\***

#### SPECIFICATIONS

- Primary cooking surface: **36" x 22"** (792 sq. in.)
- Warming rack surface: **36" x 8"** (288 sq. in.)
- Main burners: **90,000 BTU's**
- Backburner: **13,000 BTU's**
- Cut-out dimensions: **37" w x 23½" d x 11½" h**



**E790i-9EAN**  
w/ Analog Thermometer



**E790i-9EAN-W**  
w/ Analog Thermometer & Magic View Window

\*All Echelon models available in natural gas or propane (for propane, change **N** to **P** in the model #).

Also available with one optional factory-installed **Infrared Sear burner** in the left-hand position **at no extra charge** (if desired, change **E** to **L** in the model #).

## Echelon E660i Built-In Grills



\*All Echelon models available in natural gas or propane (for propane, change **N** to **P** in the model #).

Also available with one optional factory-installed **Infrared Sear burner** in the left-hand position **at no extra charge** (if desired, change **E** to **L** in the model #).

## Echelon E660i, 30" Built-In Digital Grill

E660i-9E1N\*-W (optional Magic View Window shown)

### SPECIFICATIONS

- Primary cooking surface: 30" x 22" (660 sq. in.)
- Warming rack surface: 30" x 8" (288 sq. in.)
- Main burners: 75,000 BTU's
- Backburner: 11,000 BTU's
- Cut-out dimensions: 31¼"w x 23½"d x 11½"h



E660i-9E1N  
w/ Digital Thermometer



E660i-9E1N-W  
w/ Digital Thermometer & Magic View Window

## Echelon E660i, 30" Built-In Analog Grill

E660i-9EAN\*

### SPECIFICATIONS

- Primary cooking surface: 30" x 22" (660 sq. in.)
- Warming rack surface: 30" x 8" (288 sq. in.)
- Main burners: 75,000 BTU's
- Backburner: 11,000 BTU's
- Cut-out dimensions: 31¼"w x 23½"d x 11½"h



E660i-9EAN  
w/ Analog Thermometer



E660i-9EAN-W  
w/ Analog Thermometer & Magic View Window



## Echelon E790s & E660s Portable Grills

Introducing new **Cart Grill Bases** to convert 2024 and newer Fire Magic 36" and 30" gas grills and more to portable models. **790-SC24** accommodates the new E790i and A790i gas grills while the **660-SC24** works with new E660i and A660i grills as well as the new Echelon and Aurora Gourmet Griddles and Pizza Ovens.



### Feature Highlights

- Soft-close double drawers
- Soft-close access door for storage
- Fold-down twin side shelves
- Tank ring holder included
- Optional Sliding Tank Tray (sold separately) is available if desired for easier LP tank access. Use part **#24336-36**.
- Gas connection hoses sold separately: For LP, use **#5110-15** (two stage LP regulator hose) // For NG, use **#5110-03** (10' hose w/ quick disconnect)
- Optional protective vinyl covers are available for all iterations



2-minute  
video  
overview

SCAN ME



### Portable Cart Grill Base w/ E790i Built-In Grill 790-SC24 + E790i-9E1N\*-W

- Portable Cart Grill Base is compatible with 2024 and newer Echelon grills.



### Portable Cart Grill Base w/ E660i Built-In Grill 660-SC24 + E660i-9EAN\*

- Portable Cart Grill Base is compatible with 2024 and newer Echelon grills.

\*All Echelon models available in natural gas or propane (for propane, change **N** to **P** in the model #).

Also available with one optional factory-installed **Infrared Sear burner** in the left-hand position **at no extra charge** (if desired, change **E** to **L** in the model #).











# AURORA

S E R I E S


Superior design and engineering power the Aurora's unparalleled performance. With many of the same features as its sister Echelon Diamond Series, the Aurora grill delivers cooking versatility, durability, and longevity in a beautifully crafted machine.






# Aurora Series

## KEY FEATURES

- 1 Heavy duty, patented Diamond Sear cooking grids
- 2 Cast stainless steel “E” burners
- 3 Back-lit knobs (at 41°) with comfort touch grips and flame icons for convenience
- 4 Heavy gauge stainless steel dual position, adjustable warming rack
- 5 Analog thermometer on oven with an angled bezel for ease of reading the temperature (up to 1000°)
- 6 Recessed, premium high performance rotisserie backburner
- 7 90 Degree Hood allows easy access to grilling and more efficient exhaust
- 8 Push-to-Light Hot Surface Electric Ignition system w/ flash tubes
- 9 Halogen 12 Volt internal oven lamps (angled on A790 & A660 models)
- 10 Heavy gauge all stainless steel Flavor Grids
- 11 Optional Magic View Window
- 12 Optional factory-installed Infrared Sear burner in the left-hand position locks in juices for tender meat and full flavor







## Aurora A790i & A660 Built-In Grills



### Aurora A790i, 36" Built-In Grill

**A790i-8EAN\*-W** (Magic View Window, Backburner and Rotisserie Kit shown)

#### SPECIFICATIONS

- Primary cooking surface: **36" x 22"** (792 sq. in.)
- Warming rack surface: **36" x 8"** (288 sq. in.)
- Main burners: **90,000 BTU's**
- Backburner (if equipped): **13,000 BTU's**
- Cut-out dimensions: **37" w x 23½" d x 11½" h**



**A790i-8EAN**  
w/ Backburner & Rotisserie Kit



**A790i-8EAN-W**  
w/ Magic View Window, Backburner & Rotisserie Kit



### Aurora A660i, 30" Built-In Grill

**A660i-8EAN\*-W** (Magic View Window, Backburner and Rotisserie Kit shown)

#### SPECIFICATIONS

- Primary cooking surface: **30" x 22"** (660 sq. in.)
- Warming rack surface: **30" x 8"** (240 sq. in.)
- Main burners: **75,000 BTU's**
- Backburner (if equipped): **11,000 BTU's**
- Cut-out dimensions: **31¼" w x 23½" d x 11½" h**



**A660i-8EAN**  
w/ Backburner & Rotisserie Kit



**A660i-8EAN-W**  
w/ Magic View Window, Backburner & Rotisserie Kit

\*All models available in natural gas or propane (for propane, change **N** to **P** in the model #).

All Aurora models are also available without Backburner or Rotisserie Kit; change **8** to **7** in the model #.

## Aurora A790s & A660s Portable Grills

Introducing new **Cart Grill Bases** to convert 2024 and newer Fire Magic 36" and 30" gas grills and more to portable models. **790-SC24** accommodates the new E790i and A790i gas grills while the **660-SC24** works with new E660i and A660i grills as well as the new Echelon and Aurora Gourmet Griddles and Pizza Ovens.



### Feature Highlights

- Soft-close double drawers
- Soft-close access door for storage
- Fold-down twin side shelves
- Tank ring holder included
- Optional Sliding Tank Tray (sold separately) is available if desired for easier LP tank access. Use part #24336-36.
- Gas connection hoses sold separately: For LP, use #5110-15 (two stage LP regulator hose) // For NG, use #5110-03 (10' hose w/ quick disconnect)
- Optional protective vinyl covers are available for all iterations



2-minute  
video  
overview



**Portable Cart Grill Base  
w/ A790i Built-In Grill**  
**790-SC24 + A790i-8EAN\***

- Portable Cart Grill Base is compatible with 2024 and newer Aurora grills.



**Portable Cart Grill Base  
w/ A660i Built-In Grill**  
**660-SC24 + A660i-8EAN\*-W**

- Portable Cart Grill Base is compatible with 2024 and newer Aurora grills.

\*All models available in natural gas or propane (for propane, change **N** to **P** in the model #).

All Aurora models are also available without Backburner or Rotisserie Kit; change **8** to **7** in the model #.



## Aurora A830i, A540i, & A430i Built-In Grills



## Aurora A830i Gas/Charcoal Combo Built-In Grill

**A830i-8EAN\*-CB** (Backburner and Rotisserie Kit shown)

### SPECIFICATIONS

- Primary Cooking Surface:
 

Gas Side	24" x 18"	= (828 sq. in.)
Charcoal Side	22" x 18"	
- Warming Rack Surface:
 

Gas Side	24" x 8"	= (368 sq. in.)
Charcoal Side	22" x 8"	
- Main Burners: **50,000 BTU's**
- Backburner (if equipped): **11,000 BTU's**
- Charcoal Igniter: **26,000 BTU's**
- Cut-out dimensions: **50¼" w x 19½" d x 11½" h**

Halogen Lights and Backburner for the A830i model are located on the gas side of the grill only.

## Aurora A540i, 30" Built-In Grill

**A540i-8EAN\*** (Backburner and Rotisserie Kit shown)

### SPECIFICATIONS

- Primary cooking surface: **30" x 18"** (540 sq. in.)
- Warming rack surface: **30" x 8"** (240 sq. in.)
- Main burners: **63,000 BTU's**
- Backburner (if equipped): **11,000 BTU's**
- Cut-out dimensions: **32" w x 19½" d x 11½" h**

## Aurora A430i, 24" Built-In Grill

**A430i-8EAN\*** (Backburner and Rotisserie Kit shown)

### SPECIFICATIONS

- Primary cooking surface: **24" x 18"** (432 sq. in.)
- Warming rack surface: **24" x 8"** (192 sq. in.)
- Main burners: **50,000 BTU's**
- Backburner (if equipped): **11,000 BTU's**
- Cut-out dimensions: **25½" w x 19½" d x 11½" h**

\*All models available in natural gas or propane (for propane, change **N** to **P** in the model #).

All Aurora models are also available without Backburner or Rotisserie Kit; change **8** to **7** in the model #.








## Choice Series

Our most affordable line, Fire Magic® Choice grills feature superior design and materials housed in a simple satin stainless steel façade.

### KEY FEATURES

- 1 Heavy duty Diamond Sear cooking grids
- 2 14 Gauge, stainless steel U-shaped burners
- 3 Turn-to-Light Ignition System (no power or batteries required)
- 4 Heavy gauge all stainless steel Flavor Grids
- 5 Heavy gauge stainless steel dual position, adjustable warming rack
- 6 Angled, analog thermometer on oven measuring up to 1000° F



## Choice Series Grills



### Choice C650i, 36" Built-In Grill C650i-RT1N\*

#### SPECIFICATIONS

- Primary cooking surface: 36" x 18" (648 sq. in.)
- Warming rack surface: 36" x 8" (288 sq. in.)
- Main burners: 69,000 BTU's
- Cut-out dimensions: 37¼" w x 19½" d x 11½" h



### Choice C540i, 30" Built-In Grill C540i-RT1N\*

#### SPECIFICATIONS

- Primary cooking surface: 30" x 18" (540 sq. in.)
- Warming rack surface: 30" x 8" (240 sq. in.)
- Main burners: 60,000 BTU's
- Cut-out dimensions: 32" w x 19½" d x 11½" h



### Choice C430i, 24" Built-In Grill C430i-RT1N\*

#### SPECIFICATIONS

- Primary cooking surface: 24" x 18" (432 sq. in.)
- Warming rack surface: 24" x 8" (192 sq. in.)
- Main burners: 46,000 BTU's
- Cut-out dimensions: 25½" w x 19½" d x 11½" h



### Choice C430s, 24" Patio Post Mount Grill (C430s-RT1N\*-P6, shown)

### Choice C430s, 24" In-Ground Post Mount Grill (C430s-RT1N\*-G6)

#### SPECIFICATIONS

- Primary cooking surface: 24" x 18" (432 sq. in.)
- Warming rack surface: 24" x 8" (192 sq. in.)
- Main burners: 46,000 BTU's



Multi User

**Choice Multi-User** versions available for non-residential applications (i.e. hotels, resorts, apartment complexes, etc). Scan to access brochure.

\*All models available in natural gas or propane (for propane, change **N** to **P** in the model #).





## Legacy Collection

The uniquely-designed, exclusive Drop-In grill brings a simple, streamlined style to your outdoor kitchen.





## Regal I Drop-In Grill

34-S2S1N\*-A (with Backburner & Rotisserie shown)

### SPECIFICATIONS

- Primary cooking surface: 30" x 18" (540 sq. in.)
- Warming rack surface: 30" x 8" (240 sq. in.)
- Main burners: 66,000 BTU's
- Backburner (if equipped): 22,000 BTU's
- Cut-out dimensions: 41½" w x 20½" d x 18" h

Features patented Diamond Sear cooking grids.

Available without rotisserie and backburner; Model #: 34-S1S1N\*-A



## Deluxe Gourmet Drop-In Grill

3C-S1S1N\*-A

### SPECIFICATIONS

- Primary cooking surface: 23" x 16" (368 sq. in.)
- Warming rack surface: 23" x 8" (184 sq. in.)
- Main burners: 42,000 BTU's
- Cut-out dimensions: 29½" w x 16½" d x 14" h



## Deluxe Classic Drop-In Grill

31-S1S1N\*-A

### SPECIFICATIONS

- Primary cooking surface: 23" x 16" (368 sq. in.)
- Warming rack surface: 23" x 8" (184 sq. in.)
- Main burners: 42,000 BTU's
- Cut-out dimensions: 24½" w x 19¼" d x 12" h



## Deluxe Built-In Grill

11-S1S1N\*-A

- Primary cooking surface: 23" x 16" (368 sq. in.)
- Main burners: 42,000 BTU's
- Cut-out dimensions: 24¾" w x 17¾" d x 12" h

\*All models available in natural gas or propane (for propane, change **N** to **P** in the model #).





# Charcoal Grills

High performance charcoal grills are available in a variety of models including Built-In, Post Mount, and Drop-In. Fire Magic® delivers quality and style to the charcoal grill enthusiast.

## KEY FEATURES

- 1 Smoker Hood with adjustable hood vents to regulate airflow
- 2 Heavy duty Diamond Sear cooking grids
- 3 Integrated Warming Rack adds a second level for optimum smoking performance
- 4 Front door for ease of loading
- 5 Adjustable Charcoal Pan(s) with crank handle



## Charcoal Grills



### 30" S.S. Charcoal Built-In Grill (14-SC01C-A shown left)

- Primary cooking surface: 30" x 18" (540 sq. in.)
- Warming Rack surface: 30" x 12" (360 sq. in.)
- Cut-out dimensions: 32¼" w x 19¼" d x 12" h



### 24" S.S. Charcoal Built-In Grill (12-SC01C-A shown right)

- Primary cooking surface: 24" x 18" (432 sq. in.)
- Warming Rack surface: 24" x 12" (288 sq. in.)
- Cut-out dimensions: 26¼" w x 19¼" d x 12" h



### 24" S.S. Charcoal Patio Post Mount Grill (22-SC01C-P6 shown)

- Primary cooking surface: 24" x 18" (432 sq. in.)
- Warming Rack surface: 24" x 12" (288 sq. in.)

All 304 stainless steel post and stand.  
Stainless steel pedestal to bolt onto surface.

### 24" S.S. Charcoal In-Ground Post Mount Grill (22-SC01C-G6)

- Primary cooking surface: 24" x 18" (432 sq. in.)
- Warming Rack surface: 24" x 12" (288 sq. in.)

All 304 stainless steel post.



### 32" Lift-A-Fire Built-In Grill 3334\* shown

- Cooking surface: 30" x 18" (540 sq. in.)
- Cut-out dimensions: 32¼" w x 19¼" d x 12" h

### 24" Lift-A-Fire Built-In Grill 3339\*

- Cooking surface: 23" x 16" (368 sq. in.)
- Cut-out dimensions: 24¾" w x 17¾" d x 12" h



### 31" Firemaster Drop-In Grill 3324\* shown

- Cooking surface: 30" x 18" (540 sq. in.)
- Cut-out dimensions: 31¼" w x 21¼" d x 12" h

### 24" Firemaster Drop-In Grill 3329\*

- Cooking surface: 23" x 16" (368 sq. in.)
- Cut-out dimensions: 24¾" w x 19¼" d x 12" h

\*Cooking grids and ovens (if desired) for Firemaster & Lift-A-Fire Drop-In must be ordered separately.





## EL500 Electric Grills

The new Fire Magic® EL500 Electric Grill series combines the luxury, performance and durability Fire Magic is known for with innovative sustainable technology to deliver a premium electric grilling experience outdoors.

### KEY FEATURES

- 1 Heavy duty dual heating element heats up to 700° F
- 2 Heavy duty, patented Diamond Sear cooking grids
- 3 Optional Magic View Window on oven
- 4 Heavy duty warming rack
- 5 Touch screen control with digital timer and Bluetooth / Wi-Fi
- 6 Large drip tray with ball-bearing glides



## EL500i Electric Grills

Available in three versions, each unit is powered by 240v and boasts a large 31"x16" cooking surface with patented Diamond Sear cooking grids. With a preheat time of less than 15 minutes, the new EL500 is powered by an advanced heat system featuring either single or dual thermostatic control and a temperature range of up to 700°F for perfect searing and enhanced flavor. Crafted from 304 stainless steel and available with a large ceramic glass window, the grill's sleek, black glass touch control panel with Bluetooth (or Wi-Fi) technology enables control from a smartphone.



### EL500i, Electric Built-In Grill

**EL500i-4Z1E-W** with Two Controls & Magic View Window (shown)

**EL500i-4Z1E** with Two Controls, no window

**EL500i-3Z1E** with One Control, no window

#### SPECIFICATIONS

- Primary cooking surface: **30" x 16"** (480 sq. in.)
- Warming rack surface: **30" x 5"** (150 sq. in.)
- **Heats up to 700° F**
- Requires 240VAC / 30 AMP minimum circuit
- Cut-out dimensions: **33"w x 17½"d x 7¼"h**

## EL500s Electric Post-Mount Grills

Expanding the EL500 family, the popular electric grill will now be offered in patio post mount versions. All three EL500 models will be available atop a sturdy stainless steel post with convenient shelves on each side. Boasting all of the EL500 performance features, the new post mount units are perfect for patios or decks with limited space. Also available in reduced height accessible models with side mounted oven hood handle.



### EL500s, Electric Patio Post-Mount Grill

**EL500s-4Z1E-P6**

### EL500s, Electric In-Ground Post-Mount Grill

**EL500s-4Z1E-G6** (shown)



### EL500s, Accessible Electric Patio Post-Mount Grill

**EL500s-3Z1E-AP** (shown)

### EL500, Accessible Electric In-Ground Post-Mount Grill

**EL500s-3Z1E-AG**



## Analog Electric Grills

Crafted from 304 stainless steel, the new **Analog Electric Grill** is powered by 240v and boasts the same large 31"x16" cooking surface with patented Diamond Sear cooking grids as the Digital EL500 grill as well as the same preheat time of fewer than 15 minutes and a heat range of up to 650°F. The new Analog Grill is powered by an advanced dual heat system and features an Analog Temperature Knob, a 1-Hour Timer, a Red Indicator Light for status monitoring, and a Power Button all conveniently located on the face panel.



### Analog Electric Built-In Grill EL500i-0Z1E

#### SPECIFICATIONS

- Primary cooking surface: 30" x 16" (480 sq. in.)
- Warming rack surface: 30" x 5" (150 sq. in.)
- Heats up to 650° F
- Requires 240VAC / 30 AMP minimum circuit
- Cut-out dimensions: 33"w x 17½"d x 7¼"h

## Analog Electric Post-Mount Grills

Similar to the EL500 Digital family of grills, the new Analog Grill will also be offered in Patio and In-Ground post mount versions, with a sturdy stainless steel post and shelves on each side. Available also in reduced height accessible models with side mounted oven hood handle.



### Analog Electric Patio Post-Mount Grill

EL500s-0Z1E-P6 (shown)

### Analog Electric In-Ground Post-Mount Grill

EL500s-0Z1E-G6



### Accessible Analog Electric Patio Post-Mount Grill

EL500s-0Z1E-AP

### Accessible Analog Electric In-Ground Post-Mount Grill

EL500s-0Z1E-AG (shown)

# Electric Grills

The Fire Magic® Electric Grill provides quick, clean, and easy grilling. Great for patios with limited space, or where gas fuel is unavailable.

## FEATURE HIGHLIGHTS

- All 304 stainless steel construction
- 252 sq. inches of grilling space
- 120 Volt. Just plug in and use
- 15 AMP minimum required
- Over 100 inches of heating element
- Double walled oven lid
- Substantial (largest, thickest) heating element for faster, hotter cooking
- Optional rotisserie kit upgrade
- Heats up to 650° F (1680 watt grill)
- Stainless steel cooking grids
- Digital thermometer with thermostatic control and meat probe for precision grilling
- Easy to clean drip tray
- Removable warming rack



## Electric Patio Post Mount Grill E251s-1Z1E-P6

- Cooking Surface: 15½" x 16¼" (252 sq. in.)
- Warming Rack Surface: 16" x 4" (64 sq. in.)
- Power Required: 120 Volt

*Folding side shelves for easy storage.  
All 304 stainless steel post and stand.*



## Electric Table Top Grill E251t-1Z1E

- Cooking Surface: 15½" x 16¼" (252 sq. in.)
- Warming Rack Surface: 16" x 4" (64 sq. in.)
- Power Required: 120 Volt



## Electric Built-In Grill E251i-1Z1E

- Cooking Surface: 15½" x 16¼" (252 sq. in.)
- Warming Rack Surface: 16" x 4" (64 sq. in.)
- Power Required: 120 Volt
- Cut-out dimensions: 17¼"w x 17½"d x 7⅞"h

*For use with field constructed grill islands.*



## Electric Grill Island Bundle with Triple Drawer \* ID251-D-44SM

- Dimensions: 44"w x 24"d x 36"h

### Components included in the bundle:

- GFRC Island in Smoke finish
- E251i-1Z1E-DC - Electric Built-In Grill
- 53803SC - Triple Drawer



## Electric Grill Island Bundle with Refrigerator \* ID251-R-44SM

- Dimensions: 44"w x 24"d x 36"h

### Components included in the bundle:

- GFRC Island in Smoke finish
- E251i-1Z1E-DC - Electric Built-In Grill
- 3598-DR - Refrigerator
- 53802SC - Double Drawer

\* The Electric Island Bundles are sold only as a complete package with the products listed. The Bundles require two dedicated GFCI circuits and outlets, one 15 amp circuit for the electric grill and one 15 amp circuit for refrigerator. Or one 30 amp dedicated GFCI circuit can handle the power requirements for the entire island.





# Gourmet Griddles

## KEY FEATURES

- 1 Expansive 30" x 18" cooking area. 3/8" thick stainless steel griddle surface for years of warp-free performance
- 2 Dual heavy duty stainless steel burners combining to provide up to 45,000 BTU's
- 3 Hot surface ignition and two back-lit control knobs to provide two-zone cooking (brushed on Echelon, Polished on Aurora)
- 4 Two-piece drip collector trough over two ports that funnel the excess grease to the drip pan below
- 5 Stainless steel cover protects griddle when not in use

Same cut-out dimensions as E660i grill



## Gourmet Griddles

Fire Magic's Gourmet Griddles are perfect for outdoor cooking of everything from fried rice and fajitas to bacon and eggs. Take outdoor cooking to a new level with the Echelon and Aurora Gourmet Griddles.



### Echelon Gourmet Griddle

E660i-1T4N\* (pictured left)

### Aurora Gourmet Griddle

A660i-0T4N\* (pictured right)

#### SPECIFICATIONS

- Cooking Surface: 30" x 18" (540 sq. in.)
- Main Burners: 45,000 BTU's
- Cut-out dimensions: 31¼" w x 23½" d x 11½" h



### Portable Cart Grill Base w/ Aurora Gourmet Griddle

660-SC24 + A660i-0T4N\*

- Portable Cart Grill Base is compatible with Echelon and Aurora Gourmet Griddles.
- See page 14 for full list of features.



### Island Bundle w/ Echelon Gourmet Griddle

IP66-FOD-77BA + E660i-1T4N\*

- Island Bundle is compatible with Echelon and Aurora Gourmet Griddles.
- See pages 42 & 43 for full list of features.

\*All models available in natural gas or propane (for propane, change **N** to **P** in the model #).





# Pizza Ovens

## KEY FEATURES

- 1 18" x 18" Cordierite stone with removable pizza stone tray
- 2 **Echelon Pizza Oven:** Digital touchscreen w/ temperature indication, thermostatic control (temp. range 150° - 700°) and Bluetooth/Wi-Fi
- 3 **Aurora Pizza Oven:** Blue LED lighted knob w/ temperature indication and thermostatic control (temp. range 150° - 750°)
- 3 3-layer dome with adjustable vent cap to maintain interior heat
- 4 Oven door (rated for 50lbs) with ceramic glass and gravity latch locking system
- 5 Interior light for night cooking
- 6 Not just a pizza oven...you can bake, broil and more



## Pizza Ovens

The Fire Magic Outdoor Pizza Ovens aren't just for artisan style pizza...you can bake, broil and more with thermostatic control up to 750°F. Truly a complete outdoor oven, the Pizza Ovens boast a ceramic glass viewing window in the easy access oven door to the pizza stone or baking rack. Designed to complement the Fire Magic suite of outdoor kitchen products, the Pizza Oven takes outdoor entertaining to a new level.



### Echelon Pizza Oven

5660(P)\* (pictured left)

### Aurora Pizza Oven

4600(P)\* (pictured right)

#### SPECIFICATIONS

- Stone surface: 18" x 18" (324 sq. in.)
- Baking rack: 18¼" x 18¼" (333 sq. in.)
- Main burner: 36,000 BTU's
- Cut-out dimensions: 31¼" w x 23½" d x 11½" h



### Portable Cart Grill Base w/ Aurora Pizza Oven

660-SC24 + 5660(P)\*

- Portable Cart Grill Base is compatible with Echelon and Aurora Pizza Ovens.
- See page 14 for full list of features.



### Island Bundle w/ Pizza Oven

IP66-WAR-77BA + 4600(P)\*

- Island Bundle is compatible with both Pizza Ovens.
- See pages 42 & 43 for full list of features.

\*All models available in natural gas or propane (for propane, add P to the model #).



# Side Cookers

(Power Burners and Side Burners)

Fire Magic® Power Burners and Side Burners are designed as companion cookers to Fire Magic grills. All side cookers feature a matching face for either Echelon Diamond or Aurora models, as well as back-lit control knobs, hot-surface ignition, and a power switch. All Echelon accessories plug in to the Echelon Diamond Grill transformer for power and Aurora accessories plug into the Aurora transformer.



## Power Burners



### Echelon Power Burner

**19-6B1N\*-0** (w/ Stainless Steel Grid)

**19-6B2N\*-0** (w/ Porcelain Cast Iron Grid, shown)

- Burners: **60,000 BTU's**
- Cut-out dimensions: **19" w x 18¾" d x 11½" h**

*The Echelon Power Burner is the largest, most powerful side cooker available and provides the high heat that's perfect for wok cooking or frying a turkey! Offering a range of 3,000 to 60,000 BTU's.*



### Aurora Power Burner

**19-7B1N\*-0** (w/ Stainless Grid, shown)

**19-7B2N\*-0** (w/ Porcelain Cast Iron Grid)

- Burners: **60,000 BTU's**
- Cut-out dimensions: **19" w x 18¾" d x 11½" h**

*The Aurora Power Burner is the largest, most powerful side cooker available. It provides a range of BTU's from 3,000 to 60,000. Available with porcelain cast iron or stainless steel grids.*

## Power Burners Feature Highlights:

- Outstanding side cooker provides versatility in cooking.
- Up to 60,000 BTU's of cooking power, knob on left for inner burner has a range of 3,000-15,000 BTU's. Larger knob on right for outer burner has a maximum of 45,000 BTU's.
- Back-lit control knobs for added aesthetics and visibility.
- The 10" diameter, Heat Concentrating Flame Collimator focuses heat in the center 25% of unit (for wok cooking, turkey frying or any other dish needing up to 190 BTU/sq. in. of heat).
- Power switch for easy operation.
- Power Burner plugs in to the Echelon Diamond or Aurora Grill transformer for power.

## Side Burners



### Echelon Double Side Burner 32816

- Burners: **30,000 BTU's (15,000 x 2)**
- Cut-out dimensions: **11½" w x 22¾" d x 11½" h**

*Enjoy precise flame control on each burner to prepare side dishes and sauces for your meal (Two [2] 15,000 BTU's burners).*



### Aurora Double Side Burner 32817

- Burners: **30,000 BTU's (15,000 x 2)**
- Cut-out dimensions: **11½" w x 22¾" d x 11½" h**

*The Double side burner offers precise flame control on each burner to prepare side dishes and sauces for your meal (Two [2] 15,000 BTU's burners).*



### Choice Double Side Burner 3281R

- Burners: **30,000 BTU's (15,000 x 2)**
- Cut-out dimensions: **11½" w x 22¾" d x 11½" h**

*The Double side burner offers precise flame control on each burner to prepare side dishes and sauces for your meal (Two [2] 15,000 BTU's burners).*



### Drop-In Side Burner 3280

- Burner: **15,000 BTU's**
- Cut-out dimensions: **8¾" w x 14¼" d**

*Drops into the top of island. Features include 15,000 BTU's sealed burner, precise flame control valve, and stainless steel cover.*



### Built-In Outdoor Induction Cook-top EL3285

- Burner: **1,800 Watts (Heat Range: 150-450 °F)**
- Cut-out dimensions: **12¼" w x 13" d x 6" h**

- 1800-watt burner heats up quickly and provides precise temperature control from 150-450 °F
- Touch control panel for seamless operation, the 13.4"x 12.6" burner easily integrates into any built-in outdoor kitchen design.
- Power mode: 1-7 levels // Timer: Up to 600 minutes (or 10 hours)
- Large LED power/temp display
- Power ON/OFF touch pad with indicator light
- Cook & Temp mode indicator lights
- No worry about WIND blowing out the flame
- Requires 120VAC / 30 AMP minimum circuit

All Fire Magic® Side Burners include removable stainless steel lid and are available in models available in natural gas or propane.



# Refrigeration Products and Refreshment Centers



## Refrigeration Products



### Outdoor Rated Refrigerator

3589-DR (Model w/ right door hinge, shown)

3589-DL (Model w/ left door hinge)

- Cut-out dimensions: 35" h x 24½" w x 25" d

#### FEATURES

- 5.1 cubic feet of storage
- Internal digital thermometer
- Adjustable shelves
- LED internal light
- Lock and key
- Fire Magic® style handle
- Extra storage space available in the door
- UL listed for outdoor use



### Outdoor Rated Kegerator


3594-DR (Model w/right door hinge)

3594-DL (Model w/left door hinge, shown)

- Cut-out dimensions: 35" h x 24½" w x 25" d

#### FEATURES

- Double tap kegerator
- Internal digital thermometer
- Closed door assist with lock and key system ensures your beverages will stay cold and secure
- Can accommodate a full, half, quarter or one-sixth sized kegs
- Metal shelves included to convert to a full refrigerator when not storing a keg
- UL listed for outdoor use



#### Lock and Key

Lock and key to ensure beverages will stay cold and secure.



#### Digital Thermometer

Internal digital thermometer to maintain proper temperature for your beverages.



Kegerator accommodates a full, half, quarter or one-sixth sized kegs.



## Refrigeration Products



### Premium Refrigerator

3598-DR (Model w/right door hinge, shown)

3598-DL (Model w/left door hinge)

- Cut-out Dimensions: 20"w x 21¾"d x 34½"h

#### FEATURES

- 4.0 cubic feet of storage space
- Custom-designed door is fabricated with a heavy-duty handle and square edges to match doors, drawers, and other accessories
- Handy lock keeps contents safe
- When used outdoors, it must be installed in an enclosure



### Refrigerator

3598

- Cut-out Dimensions: 20"w x 21¾"d x 34½"h

#### FEATURES

- Interior light and security lock and key
- Reversible door hinge
- When used outdoors, it must be installed in an enclosure



### Automatic Outdoor Ice Maker

5597A

- Minimum Cut-out Dimensions: 15¼"w x 25¼"d x 34"h

#### FEATURES

- Outdoor rated ice maker produces 63 lbs of ice in a 24 hour period
- Capable of storing up to 27 lbs of individual clear, bell-shaped ice cubes
- UL listed for outdoor use
- Continuously produces ice on demand as ice used
- Suitable for outdoor or indoor applications
- Reversible door features horizontal handle that doubles as a Towel Bar



Horizontal handle that doubles as a towel bar (towel included)



Ice Scoop Included



Stores up to 27 lbs of ice



Produces clear, bell-shaped ice cubes

## Beverage & Refreshment Centers




### Beverage Butler

3835

- Cut-out dimensions: 32½" w x 20" d x 12" h \*

*Stainless Steel Construction including SS Sink and Mixer Faucet, Insulated Ice Chest with removable lid, Front Beverage Caddy with Towel Rack, Bottle Opener, removable Cutting Board, and Condiment Trays.*

*\* An additional cutout is required for the faucet, refer to the owner's manual for complete specifications and requirements.*



Stainless Steel Mixer Faucet



Removable Bamboo Cutting Board



Removable Condiment Trays



Towel Rack & Bottle Opener



### Refreshment Center

3596A

- Cut-out dimensions: 25" w x 25" d x 12" h

*Insulated walls, bottom drain, in-front shelving, attached bottle opener, included drain kit, Echelon styled face and hinged removable lid.*



### Drop-In Refreshment Center

33596

- Cut-out dimensions: 25" w x 23½" d x 12¾" h

*Use like an ice cooler in your grill island to keep soda, beer or other beverages cold and frosty. Includes handy drain kit and hinged removable insulated lid.*



### Bar Caddy

1D-S0

- Cut-out dimensions: 14" w x 22¾" d x 12" h

*Bar Caddy comes equipped with a towel bar, bottle opener, sliding storage drawer, two stainless steel bottle sleeves and an installation hanger. Available with the optional steam warming accessory.*





## Island Systems

Constructed from durable Glass Fiber Reinforced Concrete (GFRC) and easily assembled on site, these island systems are designed specifically for Fire Magic equipment and make a stunning statement in any backyard.

## Island Bundles

Several islands are available with complementing doors, drawers and timers “bundled” into one convenient package – just choose the grill, side cooker or other appliance you want to use and you’re ready to go.

All islands and complementing products are also available as separate components to create the ideal combination for your outdoor kitchen. See the current Fire Magic price list for complete details on all GFRC island systems.



## Island Bundles



### IP66-FOD-77BA

Island Bundle includes the following:

- **ID660-FOD-77BA** - French Barrel Oak Finish Island
- **53934SC** - 5-Series Double Access Door
- **53802SC** - 5-Series Double Drawer
- **53920SC-L** - 5-Series Vertical Access Door
- **5521-11T** - 1 Hour Timer Box

**Compatible Appliances** (sold separately):

- **E660i** - 30" Echelon Built-in digital grill
- **E660i-A** - 30" Echelon Built-in analog grill
- **A660i** - 30" Aurora Built-in grill
- **5660** - Echelon Pizza Oven
- **4600** - Aurora Pizza Oven
- **E660i** - Echelon Gourmet Griddle
- **A660i** - Aurora Gourmet Griddle
- **32816** - Echelon Double Side Burner
- **32817** - Aurora Double Side Burner



### IP66-WAR-77BA

Island Bundle includes the following:

- **ID660-WAR-77BA** - White Aspen Finish Modern Island
- **53934SC** - 5-Series Double Access Door
- **3598-DR** - Premium Refrigerator
- **53920SC-L** - 5-Series Vertical Access Door
- **5521-11T** - 1 Hour Timer Box

**Compatible Appliances** (sold separately):

- **E660i** - 30" Echelon Built-in digital grill
- **E660i-A** - 30" Echelon Built-in analog grill
- **A660i** - 30" Aurora Built-in grill
- **5660** - Echelon Pizza Oven
- **4600** - Aurora Pizza Oven
- **E660i** - Echelon Gourmet Griddle
- **A660i** - Aurora Gourmet Griddle



### IP79-SMR-115BA

Island Bundle includes the following:

- **ID790-SMR-115BA** - Smoke Finish Modern Island
- **3598-DR** - Premium Refrigerator
- **53938SC** - 5-Series Double Access Door
- **53920SC-L** - 5-Series Vertical Access Door
- **5521-12T** - 1 Hour Double Timer Box

**Compatible Appliances** (sold separately):

- **E790i** - 36" Echelon Built-in digital grill
- **E790i-A** - 36" Echelon Built-in analog grill
- **A790i** - 36" Aurora Built-in grill
- **19-6B1N-0** - Echelon Power Burner
- **19-7B1N-0** - Aurora Power Burner



# Premium Accessories



## Vent Hood

Available in 36", 42", 48", and 60" widths

*Fire Magic's Power Vent Hood is designed specifically for the outdoor grilling environment to exhaust excess smoke and heat from covered patios. The 1200 CFM dual fan design may be configured to vent either vertically or horizontally to suit the application. Powerful under-mount halogen lamps illuminate the space for evening grilling.*

### Vent Hood Specifications

Electrical requirements	120VAC / 60 Hz / 15 AMP min. / GFCI outlet
Blowers (2)	1,200 CFM (600 CFM Each)
Power Consumption	1,010 watts
Halogen Lights Rating	120V / 50 watt halogen light bulb



## Insulating Liner

Available in multiple sizes

*The Insulating Liner facilitates installation of built-in Fire Magic grills into wood, composite or other combustible enclosures when used with non-combustible counter tops. Sizes are available for all Echelon, Aurora and Legacy Deluxe grills as well as Power Burners.*



## Pizza Stone Kit

3514

- 16¼" x 16¼" stainless steel frame
- 14" x 14" x 5/8" durable cordierite\* baking stone
- 12" x 19" wooden pizza peel

*The Pizza Stone Kit includes everything you need to make artisan style pizzas on Echelon and Aurora Fire Magic gas grills. Better control of heat for optimal results. 3-year warranty.*

## Premium Accessories



### Cut & Clean Combo 53816

- Cut-out dimensions:  $9\frac{1}{2}$ "w x  $4\frac{1}{2}$ "d x 15"h

Allows you to slice and dice on a Fire Magic bamboo cutting board, then sweep debris right into the Fire Magic trash container or basic trash can via a deep stainless steel trash chute. Chute measures 14 $\frac{3}{4}$ ". Stainless steel lid included.



### Trash Container 53825-T


- Cut-out dimensions: 12 $\frac{3}{4}$ "w x 20"d x 24"h

Constructed of stainless steel with a hands-free foot lever, the door easily slides open to reveal a 10.5 gallon trash can. Fully enclosed. Great for use under the **Cut & Clean Combo**.



### Four-Piece Tool Set 3575C

Packed in a handsome zippered nylon logo case, our 4-piece tool set includes stainless steel tongs, meat fork, silicone-tipped basting brush, and slotted flat spatula with serrated edges and built-in bottle opener.



### Stainless Steel Griddles

**3515A** (Fits 18" deep Aurora Grills)

**3516A** (Fits All Echelon grills & 22" deep Aurora grills)

**3518** (Fits All Echelon grills & 22" deep Aurora grills. It also replaces **only one cooking grid** on the E1060 & E/A790 grills)

**3522** (Fits All EL500 Electric Grills)

*This unique grilling accessory heats up fast and allows you to cook all your meals in your outdoor kitchen.*



### Power Burner Griddle Adapter

**3683** (For **3515A** & **3516A** Stainless Steel Griddles)

*Griddle Adapter allows use of both sizes of Fire Magic Stainless Steel Griddles on your Fire Magic Power Burner.*



### Cast Iron Griddles

**3512A** (Fits 18" deep Aurora Grills)

**3513A** (Fits All Echelon grills, 22" deep Auroras & Double Side Burners)

*Griddle available for the Fire Magic double side burner as well as the Echelon and Aurora grills. Perfect for breakfast, grilled vegetables, or fajitas.*



## Premium Accessories



### Protective Grill Covers

Various "F" Styles

*Custom fitted to Fire Magic grills and accessories, these black covers are manufactured with a PVC exterior and Polyester "breathable" interior providing excellent protection to any Fire Magic product.*



### Charcoal/Smoker Basket

**3564-1** (Fits 18" deep Aurora Grills)

**3564-2** (Fits All Echelon grills & 22" deep Aurora grills)

*Cooking with wood chunks or charcoal is easier than ever. Basket sits on top of the burner, gas burners ignite the chunks or coals. Includes smoker cover and bottom tray that catches ashes for easy clean-up. Includes easy to use safety cover lifter.*



### Bamboo Cutting Board

**3582-1**

- Dimensions: 14"w x 12"d

*This durable and functional Bamboo Cutting Board is perfect for preparing meats and vegetables for grilling.*



### Grill Light

**3574**

*This halogen 10 watt bulb makes evening grilling easy. When using the light on a grill without backburner, a light bracket must be ordered. Aurora Light Bracket: **3600-43**, Legacy Light Bracket: **3600-18-SP**.*



### Warming Rack Extender

**3682A**

- Dimensions: 14"w x 7"d

*Add 100 square inches of indirect grilling (or warming) space to 22" deep Echelon and Aurora Grills with the Warming Rack Extender, simply hook on the rear edge of the existing warming rack.*



### Grilling Tray

**3567**

- Dimensions: 13½"w x 14¾"d

*Expand your cooking horizons with the Fire Magic Grilling Tray. The durable black porcelain finish, angled sides and easy access low profile front makes cooking smaller food on your Fire Magic grill a snap!*



### Paper Towel Holder

**53812**

- Cut-out dimensions: 12"w x 8"d x 9¼"h

*Accepts and protects regular or jumbo rolls.*



### Wok

**3572**

*Hard-anodized stick-resistant lined interior surface measures 14" in diameter.*

## Premium Accessories



### Stainless Steel Mixer Faucet 3836

*Stainless steel construction with hot and cold capabilities.*



### Double Sink 3837

*Stainless steel construction under-mount double sink (30" x 16") with a drain plug on each side.*



### Sink & Faucet 3587 & 3588

- Cut-out: 14" w x 14" d x 17" h

*Adds convenience and functionality to your outdoor kitchen. Purchase separately or together. Sink measures 15" x 15" x 6" and requires a 17" clearance underneath.*



### Turkey Fryer Kit 3570

*You'll be amazed at how tender a deep-fried turkey can be. Kit includes pot, inner basket with sturdy handle and thermometer probe. Great as a crab or corn pot.*



### Wooden Scraper 3502-W

- Dimensions: 17½" h x 4½" w

*Featuring premium Red Oak hardwood construction for long lasting use, the Fire Magic wooden scraper offers a safe, effective means to remove buildup and residue and keep your Diamond Sear cooking grids ready for grilling.*



### Cooking Grid Scraper

**3502-H** (for Diamond Sear cooking grids)

**3502-A** (for round cooking grids)

**3502-E** (for EL500 electric grill cooking grids)

- Dimensions: 16" h x 4½" w

*This highly effective scraper designed specifically for Diamond Sear cooking grids is made of solid stainless steel with a black high temperature nylon handle. A version for round grids is also available.*



### Griddle Scraper 3502-G

- Dimensions: 7" h x 7" w

*Use this handsome 7" x 7" scraper to clean your Fire Magic stainless steel griddles. Also works great on Diamond Sear cooking grids. Stainless steel construction with black high temperature nylon handle.*



### Wind Deflector

**23747-20** (Fits E1060 Grills)

**23745-20** (Fits E/A790 & C650 Grills)

**23732-20** (Fits E/A660 & A/C540 Grills)

**23728-19** (Fits A830 & A/C430)

*The Wind Deflector allows for proper performance of your grill when subjected to windy conditions.*



## Premium Accessories



### Gas Timer Box

**5521-11T** (1-hour timer)

**5521-13T** (3-hour timer)

- Cut-out: 7½" w x 6½" h
- Overall dim. w/ flange: 8½" w x 2½" d x 7¾" h

*Clean and attractive 304 stainless steel connection box with automatic timer (1-hour or 3-hour). Matches Premium Flush (5-series) doors and drawers.*



### Double Gas Timer Box

**5521-12T** (1-hour timer x 2)

**5521-14T** (3-hour timer x 2)

- Cut-out: 14½" w x 6½" h
- Overall dim. w/ flange: 15½" w x 2½" d x 7¾" h

*Clean and attractive 304 stainless steel connection box with two automatic timers (1-hour or 3-hour).*



### Gas Connection Box

**5521-01T** (1-hour timer)

**5521-03T** (3-hour timer)

*Gas connection box with quick disconnect and 1-hour timer. Clean and attractive 304 stainless steel box.*



### Automatic Timer

**3092D** (1-hour timer)

**3090A** (3-hour timer)

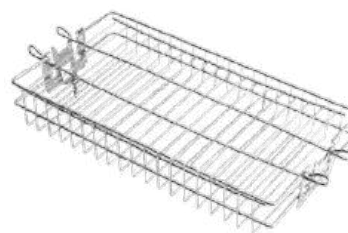
*Fire Magic's 1-hour and 3-hour, timers automatically shut off gas flow at pre-set times. Easy to install and great for apartment and condominium use.*



### Turkey Holder

**3615E**

*This sturdy holder is also perfect for beef, pork and lamb roasts.*



### Rotisserie Basket

**3618**

*A versatile, stainless steel basket for skewers, burgers, ribs or fish.*



### Chicken Holder

**3617E**

*Enjoy a golden, succulent chicken the quick and easy way!*



### Louvered S.S. Venting Panel

**5510-01**

- Cut-out: 5" h x 12¾" w
- Overall Panel Size: 6" h x 14" w

## RH Peterson Outdoor Commercial Controls

Whether you're upgrading an existing facility or planning a new build, our electric timer is designed to meet the diverse needs of modern commercial and residential environments. Experience the perfect blend of efficiency, safety, and ease with our cutting-edge timer solution. For use in Hotels, Resorts, Multi-User Applications, Condos, Apartments, Homes, New Construction. Fireplaces, Gas Logs, Gas Controls, Fire Pits, Gas Grills.



### Commercial Gas Emergency Stop & Electric Timer 5550-110G

- 110V Emergency Stop
- 1 Hour Timer with Indicator Light
- 3/4" NPT Thread Gas Inlet & Outlet Ports
- Dimensions: 3 3/4" w x 8 1/2" h x 5 1/2" d
- BTU's Max 200,000



### 240V Commercial Emergency Stop & Electric Timer 5550-240E

- 240V / 40 AMP Emergency Stop
- 1 Hour Timer with Indicator Light
- Dimensions: 5 7/8" w x 7 1/2" h x 4 1/2" d



### 110V Commercial Emergency Stop & Electric Timer 5550-110E

- 110V / 20 AMP Max Emergency Stop
- 1 Hour Timer with Indicator Light
- Dimensions: 5 1/2" w x 5 1/2" h x 3 1/2" d



### 1-hr Timer (w/ Indicator Light) 5531-11T

- 110V / 20 AMP Max
- Dimensions: 3 3/4" w x 5 1/2" h x 3 1/2" d
- Compatible with Commercial Electric Control Towers



### Master Key Switch 5531-10K

- 110V / 20 AMP Max
- Dimensions: 3 3/4" w x 5 1/2" h x 3 1/2" d
- Compatible with Commercial Electric Control Towers



### E-Stop 5550-110S

- 110V / 20 AMP Max
- Dimensions: 3 1/8" w x 4 7/8" h x 3 3/8" d
- Compatible with Commercial Electric Control Towers



Scan to access  
full **Commercial**  
Series Brochure.



### Commercial Electric Control Patio Post Tower

POST-P (shown left)

- Dimensions: 5 1/2" w x 42 3/4" h x 5 1/2" d
- Base Dimensions: 8" w x 1" h x 8" d

### Commercial Electric Control In-Ground Post Tower

POST-G (shown right)

- Dimensions: 5 1/2" w x 42 3/4" h x 5 1/2" d

*Both Control Towers accommodate 1-Gang  
Boxes (sold separately)*








# Doors & Drawers


All cut-out dimensions, images and diagrams are for reference purposes only. Fire Magic® reserves the right to change the information contained in this catalog without notice. Please refer to your instruction manual for the most up to date information specific to your product.



# Premium Flush

## Doors & Drawers (5 Series)

Featuring heavy-duty handles with polished mounts, these 304 stainless steel doors and drawers are designed to close flush with the frame using a strong magnetic latch. Flush Mounted Doors and Drawers are filled with polyurethane foam for insulation and a solid feel. A continuous rain guard protects from water getting into your custom enclosure. In addition, most 5-Series doors and drawers now have a soft-close feature for smooth transition while opening and closing. Available in a variety of door and drawer configurations and sizes. With so many options, there is a combination available to meet any outdoor kitchen storage need. Pantry sealed and gasketed Door/Drawer combos feature self-closing, magnetic seal drawers.



Shown: 53924KSC-L

### Vertical Single Access Doors

Model #	Hinge	Cut-out
53924SC-R	Right	25"h x 17½"w
53924SC-L	Left	

#### with Lock and Key

53924KSC-R	Right	25"h x 17½"w
53924KSC-L	Left	



Shown: 53920SC-R

### Vertical Single Access Doors

Model #	Hinge	Cut-out
53920SC-R	Right	21"h x 14½"w
53920SC-L	Left	

#### with Lock and Key

53920KSC-R	Right	21"h x 14½"w
53920KSC-L	Left	



Shown: 53917KSC-L

### Horizontal Single Access Doors

Model #	Hinge	Cut-out
53917SC-R	Right	18"h x 24½"w
53917SC-L	Left	

#### with Lock and Key

53917KSC-R	Right	18"h x 24½"w
53917KSC-L	Left	



Shown: 53914SC-R

### Horizontal Single Access Doors

Model #	Hinge	Cut-out
53914SC-R	Right	15"h x 20½"w
53914SC-L	Left	

#### with Lock and Key

53914KSC-R	Right	15"h x 20½"w
53914KSC-L	Left	



Shown: 53930SC

### Double Access Doors

Model #	Cut-out
53930SC	21"h x 30"w

#### with Lock and Key

53930KSC	21"h x 30"w
----------	-------------



Shown: 53934KSC

### Reduced Ht. Double Access Doors

Model #	Cut-out
53934SC	15"h x 30"w
53938SC	16"h x 39"w

#### with Lock and Key

53934KSC	15"h x 30"w
53938KSC	16"h x 39"w



## Premium Flush Doors & Drawers



**Door/Drawer Combo** w/ Platter Storage  
**53816SC**

- Cut-out: 18½"h x 36½"w x 26"d



**Door/Drawer Combo**  
**53810SC**

- Cut-out: 18½"h x 30"w x 26"d



**Double Doors w/ Dual Drawers**  
**53930SC-22**

- Cut-out: 21"h x 30½"w x 20½"d



**Dbl. Doors w/ Tank Tray & Dual Drawers**  
**53930SC-12** (with Trash Tray)  
**53930SC-12T** (with Tank Tray & Louvers)

- Cut-out: 21"h x 30½"w x 20½"d



**Electric Warming Drawer**  
**53830-SW**

- Cut-out: 14½"h x 32¼"w x 22"d

Buffet Warming Accessory available for this unit;  
Model #: **23830-SW-CD**



**Large Utility Drawer**  
**53830SC**

- Cut-out: 14½"h x 32¼"w x 22"d

*Includes Utensil Bin*



**Single Door w/ Dual Drawers**  
**53820SC-R (-L)**

- Cut-out: 21"h x 14½"w x 20½"d



**Door w/ Tank Tray & Louvers**  
**53820SC-TL (-TR)**

- Cut-out: 21"h x 14½"w x 20½"d



**Single Drawer**  
**53801SC**

- Cut-out: 5¼"h x 14½"w x 20½"d

*Includes Utensil Bin*



**Double Drawer**  
**53802SC**

- Cut-out: 16"h x 14½"w x 20½"d

*Includes Utensil Bin*



**Triple Drawer**  
**53803SC**

- Cut-out: 26¼"h x 14½"w x 20½"d


*Includes Utensil Bin*



**Double Trash Cabinet**  
**53820DSC**

- Cut-out: 25"h x 17½"w x 25"d

*Includes two 10 gallon trash bins (1 black, 1 blue).*



# Echelon Black

## Doors & Drawers (5 Series)



Designed to match Echelon Series grills and accessories, the new Echelon Black Doors and Drawers feature a black powder-coat finish over 304 stainless steel construction, Premium Flush design, heavy-duty handles with polished mounts, and soft-close mechanism for smooth transition while opening and closing.



### Echelon Black Vertical Door

53920BSC-L (-R)

- Cut-out: 21"h x 14½"w



### Echelon Black Double Access Door

53930BSC

- Cut-out: 21"h x 30"w



### Echelon Black Double Access Door

(Reduced Height)

53934BSC

- Cut-out: 15"h x 30"w



### Echelon Black Double Access Door

(Reduced Height)

53938BSC

- Cut-out: 16"h x 39"w



### Echelon Black Double Drawer

53802BSC

- Cut-out: 16"h x 14½"w x 20½"d

*Includes Utensil Bin*



### Echelon Black Triple Drawer

53803BSC

- Cut-out: 26¼"h x 14½"w x 20½"d

*Includes Utensil Bin*



### Echelon Black Door/Drawer Combo

53810BSC

- Cut-out: 18½"h x 30"w x 26"d



### Echelon Black Door/Drawer Combo

(with Platter Storage)

53816BSC

- Cut-out: 18½"h x 36½"w x 26"d





## Select Doors & Drawers (3 Series)

These 304 stainless steel doors and drawers feature outside mounting, double wall and square edge construction, a slim tubular stainless steel handle, and heavy-duty magnetic latch. A continuous rain guard protects from water getting into your custom enclosure. Available in a large variety of door and drawer configurations and styles.



### Vertical Single Access Doors

Model #	Hinge	Cut-out
33924-SR	Right	25"h x 17½"w
33924-SL	Left	



### Vertical Single Access Doors

Model #	Hinge	Cut-out
33920-SR	Right	21"h x 14½"w
33920-SL	Left	



### Horizontal Single Access Doors

Model #	Hinge	Cut-out
33917-SR	Right	18"h x 24½"w
33917-SL	Left	



### Horizontal Single Access Doors

Model #	Hinge	Cut-out
33914-SR	Right	15"h x 20½"w
33914-SL	Left	



### Double Access Doors 33930S

- Cut-out: 21"h x 30"w



### Reduced Ht. Double Access Doors 33938S

- Cut-out: 16"h x 39"w

## Select Doors & Drawers



**Door/Drawer Combo** w/ Platter Storage  
33816S

- Cut-out: 18½"h x 36½"w x 26"d



**Door/Drawer Combo**  
33810S

- Cut-out: 18½"h x 30"w x 26"d



**Double Doors w/ Dual Drawers**  
33930S-22

- Cut-out: 21"h x 30½"w x 20½"d



**Dbl. Doors w/ Tank Tray & Dual Drawers**  
33930S-12T (w/ Louvers shown)  
33930S-12 (w/o Louvers)

- Cut-out: 21"h x 30½"w x 20½"d



**Electric Warming Drawer**  
33830-SW

- Cut-out: 13"h x 31"w x 20½"d

Buffet Warming Accessory available for this unit;  
Model #: 23830-SW-CD



**Large Utility Drawer**  
33830-S

- Cut-out: 13"h x 31"w x 20½"d

Includes Utensil Bin



**Single Door w/ Dual Drawers**  
33820-SR (-SL)

- Cut-out: 21"h x 14½"w x 20½"d



**Door w/ Tank Tray & Louvers**  
33820-TSL (-TSR)

- Cut-out: 21"h x 14½"w x 20½"d



**Single Drawer**  
33801

- Cut-out: 5¼"h x 14½"w x 20½"d

Includes Utensil Bin



**Double Drawer**  
33802

- Cut-out: 16"h x 14½"w x 20½"d

Includes Utensil Bin



**Triple Drawer**  
33803

- Cut-out: 26¼"h x 14½"w x 20½"d

Includes Utensil Bin



**Single Access Door w/ Louvers**  
33920-1-SL (-SR)

- Cut-out: 21"h x 14½"w





# Legacy

## Doors & Drawers (2 Series)

Outside mounted with angled edges, the Legacy Doors and Drawers are made of 304 stainless steel and feature a slam latch for secure closure.

The Legacy doors and drawers are the most economical for builders and homeowners alike.



### Vertical Single Access Doors

(with reversible hinge)

Model #	Cut-out
23918-S	18½" h x 12½" w
23920-S	20½" h x 14½" w
23924-S	24½" h x 17½" w
23920-1-S*	20½" h x 14½" w

\* Door includes louvers



### Horizontal Single Access Doors

(with reversible hinge)

Model #	Cut-out
23912-S	12½" h x 18½" w
23914-S	14½" h x 20½" w
23917-S	17½" h x 24½" w



### Door w/ Tank Tray & Louvers

23920-1T-S

- Cut-out: 20½" h x 14½" w x 20½" d



### Double Access Doors

23930-S

- Cut-out: 20½" h x 30" w

## FIRE MAGIC® OUTDOOR GAS GRILL AND ACCESSORY WARRANTY HIGHLIGHTS \*

Crafted with pride in the USA and constructed of 304 stainless steel, Fire Magic® has been manufacturing the finest outdoor grills and accessories you can buy for over 80 years. Our warranty coverage reflects the quality materials and craftsmanship found in all Fire Magic® grills.

When investing in a grill, consider the assurance provided by the Fire Magic® warranty:

- Fire Magic® pays for first **TWO YEARS** warranty labor allowance
- Fire Magic® pays for shipping warranted replacement parts
- Fire Magic® pays for shipping warranted defective parts back to the factory
- Fire Magic's® qualified technical service representatives are available 10 hours a day, 5 days a week to assist with questions, installation, and service

You will find the Fire Magic® warranty to be the best and most comprehensive in the industry.

### LIFETIME WARRANTY

Cast stainless steel burners, Choice stainless steel u-shaped burners, Diamond Sear and rod stainless steel cooking grids, and stainless steel housings.

### FIFTEEN (15) YEAR WARRANTY

Brass valves, inner liners, manifold assemblies, porcelain housings (including ovens and barbecue faces), and backburner assemblies (except ignition parts).

### TEN (10) YEAR WARRANTY

Electric grills stainless steel cooking grids and housings.  
Gourmet griddles and pizza ovens (except ignition and electronic parts).

### FIVE (5) YEAR WARRANTY

Flavor grids, infrared burners in the grill, and Charcoal stainless steel grills (except for the charcoal pan, charcoal grid, thermometer and ash tray; which are warranted for one (1) year).

### THREE (3) YEAR WARRANTY

Side burners, electric induction cook-top, and all other Fire Magic® grill, gourmet griddle and pizza oven components (except ignition and electronic parts).

### ONE (1) YEAR WARRANTY

Ignition systems (except batteries), electronic components (including lights & thermometers) and grill, gourmet griddle and pizza oven accessories.

***This warranty applies to the original purchaser with proof of purchase and to single family residential use only.***

For additional information regarding this warranty, or to place a warranty claim contact your authorized Fire Magic® dealer.

*\*See full warranty for complete details.*

All cut-out dimensions, images and diagrams are for reference purposes only. Fire Magic® reserves the right to change the information contained in this catalog without notice. Please refer to your instruction manual for the most up to date information specific to your product.





# FIREMAGIC®

BUILT WITH PASSION. OWNED WITH PRIDE.

14724 East Proctor Ave., City of Industry, CA 91746

[www.firemagicgrills.com](http://www.firemagicgrills.com)

